

Technology Snapshot

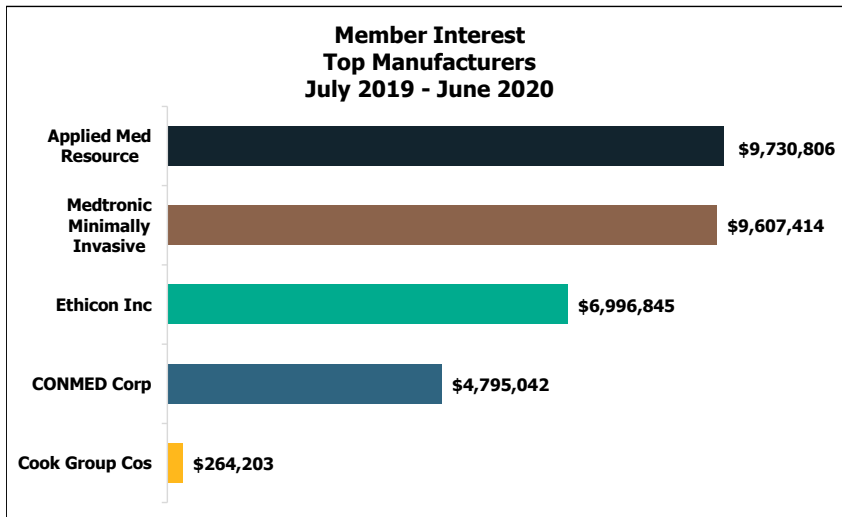
Retrieval Bags Laparoscopy

Description

Bags designed for retrieval of tissues and/or small organs during laparoscopic procedures. These devices typically consist of a disposable folded bag made of plastic (e.g., polyethylene), fabrics, or other soft material usually with an open end (commonly known as the mouth), and an integral drawstring. Laparoscopic bags may also include rigid, usually detachable, metal wires around the neck to facilitate opening of the bag when deployed; some bags also include a proximal handle. There are a variety of configurations and sizes according to the tissue or organ to be retrieved (e.g., gallbladder, spleen, bowel, kidney, appendix) and/or the procedure performed. Laparoscopy retrieval bags are deployed and retracted using several different techniques that may include catheters, sleeves, rods, and/or cannulae.

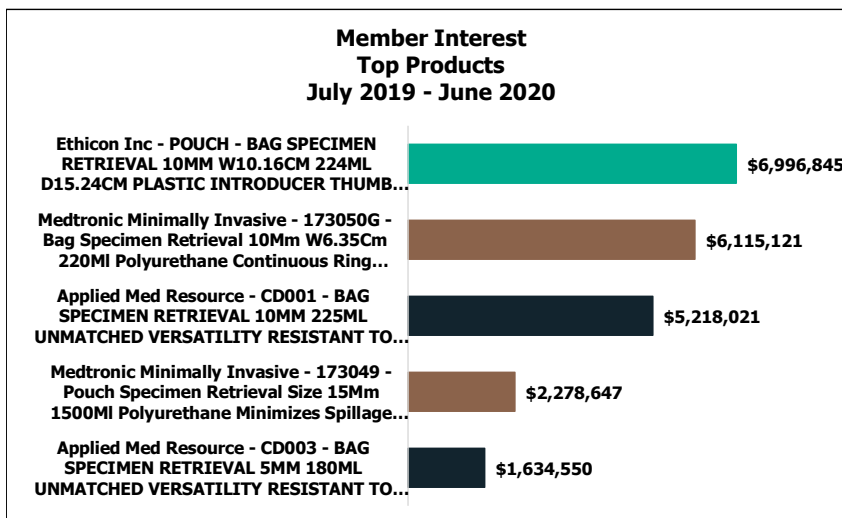


Popular Manufacturers and Products



Key Considerations

- Does the bag have a self-opening design? Some specimen bags have a built-in design that enables the bag to self-open or open through an included hand control once the bag has been introduced through the trocar sleeve or port.
- Does the bag have a closing mechanism? Some bags have a closing mechanism such as a drawstring, that will cinch the bag closed so the contents won't spill in the abdomen while the bag is being removed from the patient.
- Resistant to tearing - Is the bag reinforced or otherwise specifically designed to reduce the risk of tearing?



Key Questions Answered

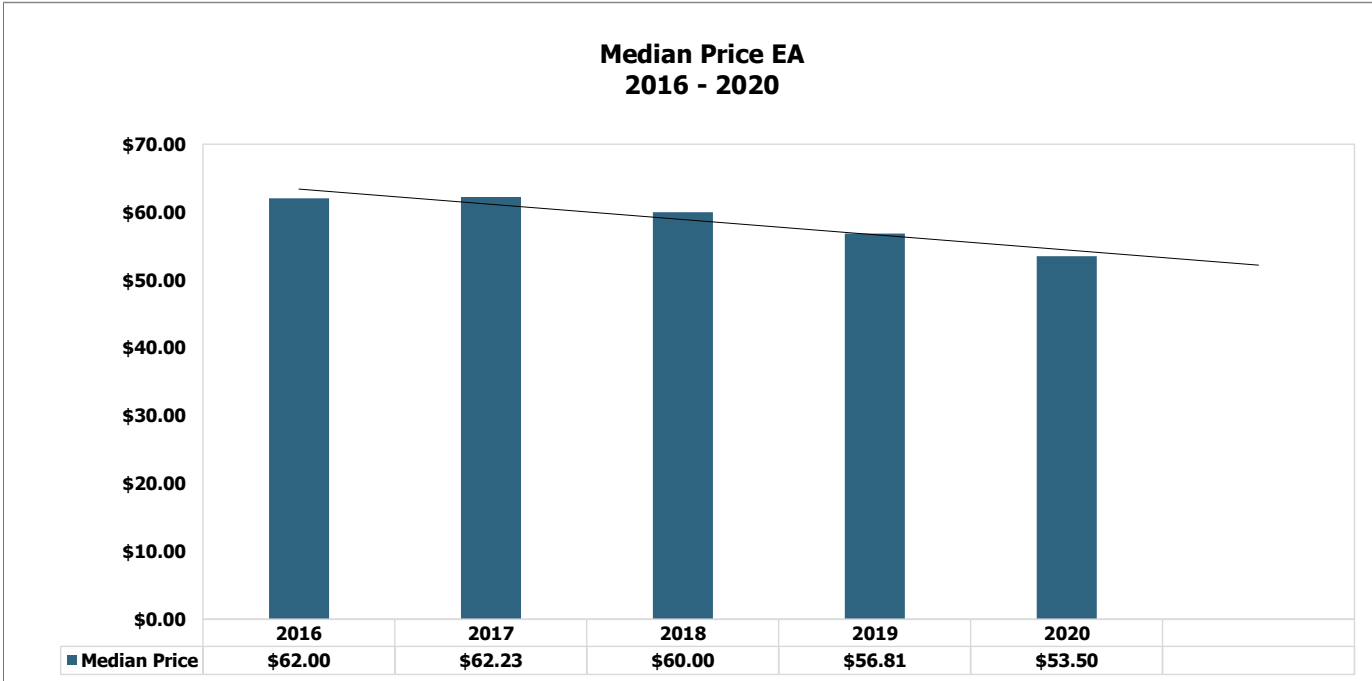
- Who are the major players in this market?
- What are the top products among ECRI Members?
- What were the product and pricing trends for between 2016 and 2020?

*Market data charts are based solely upon price points submitted to ECRI by our members. This data is not validated market share and is time sensitive.

Feature Comparison for Top 5 Products

<i>Manufacturer</i>	Applied Medical Resources BAG SPECIMEN RETRIEVAL 10MM 225ML UNMATCHED VERSATILITY RESISTANT TO TEAR GUIDE BEAD CYLINDRICAL DESIGN EXCEPTIONAL CLOSURE DISPOSABLE INZII	Applied Medical Resources BAG SPECIMEN RETRIEVAL 5MM 180ML UNMATCHED VERSATILITY RESISTANT TO TEAR GUIDE BEAD CYLINDRICAL DESIGN EXCEPTIONAL CLOSURE DISPOSABLE INZII	Ethicon Inc A Johnson & Johnson Co BAG SPECIMEN RETRIEVAL 10MM W10.16CM 224ML D15.24CM PLASTIC INTRODUCER THUMB RING HANDLE AND FINGER RINGS EASY TO EXTRACT SPECIMEN EASY OPENING AND CLOSING OF BAG STERILE LATEX FREE DISPOSABLE ENDOPOUCH	Medtronic Minimally Invasive Therapies Group (MITG) Bag Specimen Retrieval 10Mm W6.35Cm 220MI Polyurethane Continuous Ring Resistant To Tear Rigid Plastic Shaft Safe Convenient Removal Of Tissue Specimen Sterile Disposable Endo Catch Gold	Medtronic Minimally Invasive Therapies Group (MITG) Pouch Specimen Retrieval Size 15Mm 1500MI Polyurethane Minimizes Spillage Sharp Edges Endo Catch II
CATALOG NUMBER	CD001	CD003	POUCH	173050G	173049
UMDNS DESCRIPTION	Retrieval Bags, Laparoscopy	Retrieval Bags, Laparoscopy	Retrieval Bags, Laparoscopy	Retrieval Bags, Laparoscopy	Retrieval Bags, Laparoscopy
BAG MATERIAL	Not specified	Not specified	Plastic	Polyurethane	Polyurethane
BAG DEPTH, cm	Not specified	Not specified	15.24	Not specified	Not specified
RECOMMENDED ANATOMY REMOVAL	appendix; gallbladder; kidney; spleen; ovaries	appendix; gallbladder; kidney; spleen; ovaries	Not specified	appendix; gallbladder; ovary	appendix; gallbladder; ovary
DOES THE BAG HAVE A SELF-OPENING DESIGN?	Yes	Yes	Yes	Yes	Yes
DOES THE BAG HAVE A CLOSING MECHANISM?	Yes	Yes	Yes	Yes	Yes
RESISTANT TO TEARING	Yes	Yes	No	Yes	Yes
MINIMUM SLEEVE OR PORT SIZE COMPATIBLE, mm	10	5	10	10	15
IS THIS BAG PART OF AN INSTRUMENT?	Yes	Yes	Yes	Yes	Yes
IS THE BAG INDICATED FOR POWER MORCELLATION?	Yes	Yes	No	No	No
BAG VOLUME, mL	225	180	224	220	1000
MOUTH SIZE OR BAG WIDTH, cm	Not specified	Not specified	10.16	6.35	12.7
ARE PARTS OF THE BAG RADIOPAQUE TO ALLOW VISUALIZATION?	No	No	No	No	No
IS THE BAG INTENDED FOR MULTIPLE SPECIMEN RETRIEVALS?	Yes	Yes	Yes	Yes	Yes

Price Trend



* 2020 YTD

The information provided in this report may be derived from a number of sources, including manufacturers, clinical users, and member facilities. We make every reasonable effort to ensure that it is up-to-date and verify it with the most knowledgeable sources. The contents of this document should not be regarded as a guarantee of the safety, performance, or cost-effectiveness of any equipment, device, or system. This document was created for ECRI member organizations and is copyrighted. It may not be shared with manufacturers or any third party without written permission from ECRI.

©2020 ECRI. All Rights Reserved. This material is confidential, and use of the copyright notice is not intended to suggest or imply that the material has been published or is available for public dissemination. This report was created for ECRI members and should not be reproduced or transmitted to third parties without written permission from ECRI.